



## Acterna HST-3000

### Option for the T-BERD DS3

Continued explosive growth in demand for bandwidth hungry applications and services is driving increased deployment of DS3 in today's network – both as a transport technology and as a service offering. This growth has led to an increased need for test solutions that ensure the proper installation and maintenance of DS3 service. Technicians who formerly were only responsible for T1 and lower speed service installation and maintenance are now being tasked to take on DS3 testing responsibilities. This, coupled with today's smaller workforces and reduced budgets for equipment and training, presents a real challenge to service providers who must ensure that the service provisioning and trouble correction is done right the first time out.

The combo DS1/DS3 Services Interface Module (SIM) Option adds DS3 testing capability to the wide array of test applications supported by the HST-3000 and provides a powerful and versatile solution for testing DS3. Hand-held, rugged and easy-to-use, the HST-3000 is ideal for field use. Its modular design provides a scalable, all-in-one solution for testing multiple technologies.

The HST-3000 ensures optimal DS3 network performance by performing end-to-end BER testing and measuring frequency and signal levels on the circuit under test. Technicians can quickly qualify networks for accurate multiplexed operation by performing BER testing on one or all DS1 channels transmitted by a DS3 multiplexer.

The HST-3000 DS3 option comes standard with dual DS3 receivers for bi-directional monitoring. Additionally, the option includes dual transmit and receive DS1 interfaces to provide an all-in-one application based approach to testing both the DS3 interface as well as the T1 tributary.

The HST-3000 boasts automated setups and advanced features that ensure consistent adherence to service provider methods and procedures. Each HST-3000 is built to order and can easily be field-upgraded with new modules and software as application and technology needs change.

---

#### Highlights

---

- Reduce DS3 circuit testing time by using dual receivers for bi-directional monitoring, allowing for timely trouble isolation and correction.
- Seamlessly transition from testing the DS3 interface to testing at the T1 tributary without swapping modules or test sets via the standard dual transmit and receive DS1 interface.
- Verify multiplexed operation by performing BER testing on one or all 28 DS1 channels within the DS3.
- Accurately measure frequency and signal level to ensure optimal DS3 circuit performance.
- Compact, lightweight and scalable tool ideal for the needs of the field technician today

## Service Installation

The HST-3000 provides comprehensive DS3 testing capability to ensure the circuit is functioning properly before hand-off to the customer. Evaluation of BER test results, frequency and signal level helps identify potential sources of problems such as faulty or loose cable crimps, improper line build out, excessive coaxial cable length and mis-optioned or faulty network equipment.

The HST-3000 enables simplified testing with the full range of T-BERT test patterns and capabilities for both multiplexed and unchannelized DS3 circuits with M13 or C-Bit framing. Testing can be performed to a loop at the far-end cross-connect panel or straightaway with another test set located at the far-end to sectionalize potential problems. For circuits with C-Bit framing, the HST-3000 can send DS3 FEAC loop commands and report FEAC alarms. For multiplexed DS3 testing, BERT patterns can be inserted on a single channel or all 28 DS1 channels within the DS3. Other standard features include error insertion, to verify continuity, and alarm generation, to verify proper network provisioning.

Easy-to-read results menus allow technicians to view physical layer measurements, BERT results, parity errors, FEBEs and alarm conditions. Additionally, the summary screen provides a rapid assessment of overall test performance.

## T1 Testing

During DS3 installation or maintenance, it is often necessary to test at the T1 tributary level. The HST-3000 DS3 Option comes standard with dual transmit and receive DS1 interfaces. This enables the user to switch from DS3 to DS1 physical layer testing without changing instruments or swapping modules – enabling timely and thorough testing of the T1 circuit to verify proper multiplexed operation.

## Service Maintenance

It is often necessary to perform in-service monitoring of a DS3 circuit during routine maintenance or troubleshooting operations. The HST-3000 DS3 Option comes standard with dual DS3 receivers for bi-directional monitoring. This allows the user quick and non-intrusive identification and sectionalization of potential problems. Results from both receivers (primary and secondary) are easily viewable on the same screen.

The HST-3000 also provides the capability to drop out a single DS1 from the DS3 for analysis. If it becomes necessary to conduct intrusive testing to isolate and correct a problem, the full range of out-of-service testing, described earlier, is available.

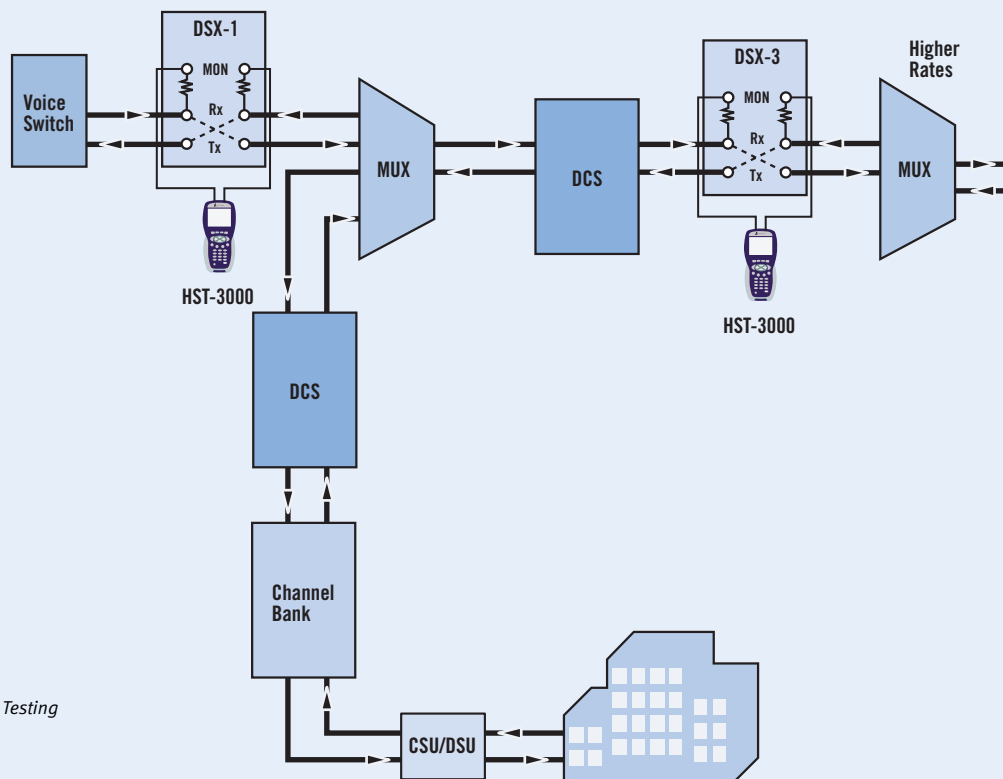


Figure 1: DS1/DS3 Testing

## Test the Copper, Test the Service, Improve the Process

As an optional capability, the HST-3000 can be configured to include a robust suite of testing features for verification and troubleshooting of the copper facilities. Equipped with this option, the HST-3000 can quickly troubleshoot the local loop for line impairments that degrade or impair DS1 performance. The user can quickly identify and correct cable impairments including: shorts, grounds, opens, crosses, bridged taps, wet sections and other high resistive faults. These impairments are easy to locate with the HST-3000's advanced time domain reflectometer (TDR), precision digital volt/ohm meter (DVOM) and an accurate resistive fault locator (RFL) to pinpoint troubles prior to circuit installation. The HST-3000 can also transmit the full range wideband tones to confirm that noise and loss meet acceptable criteria. Copper test features are optimized for use anywhere on the local loop – at the NID, crossbox, pedestal, main distribution frame or anywhere a technician might gain access to the local loop to locate the source of trouble.

As previously mentioned, the HST-3000 DS3 Option provides the complete range of both DS1 and DS3 physical layer circuit testing. Building on these capabilities, the HST-3000 can also be equipped with options that support ISDN Primary Rate (PRI) testing as well as PCM Signaling and TMS testing for verification of digital voice service on a T1 line. With all these features, the HST-3000 can easily scale to address the full breadth and depth of testing requirements from qualification of the copper pair through voice and data service verification.

The HST-3000 offers pre-programmed tests and customized scripts that simplify testing and ensure consistent adherence to standard test procedures. These customizations help eliminate mistakes caused by improper test configurations or incorrect methodologies.

Acterna's TechComplete™ software (optional customized) allows the HST-3000 to improve turn-up and maintenance processes. This is done by operating with service provider's dispatch and closeout report systems to offload stored test results for later trend analysis and coaching reports. With these features, the HST-3000 can reduce repeat rates and failures and improve overall process efficiency.

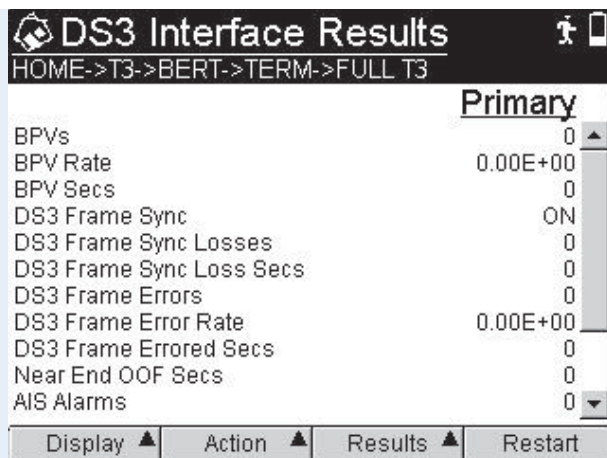


Figure 2. DS3 Interface Results

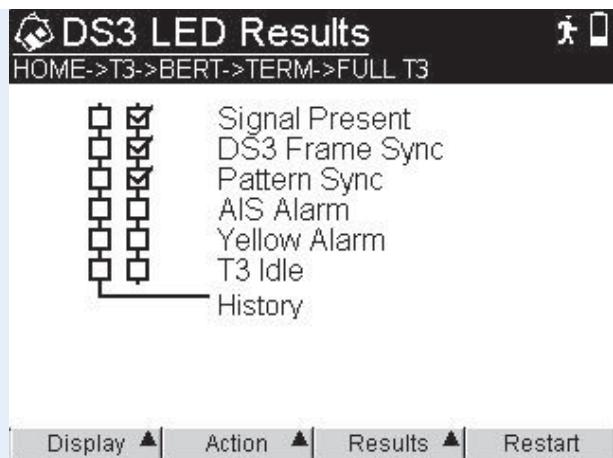


Figure 3. DS3 LED results

## Flexible and Rugged Design

The HST's rugged, weather resistant design and long battery life are ideally suited for use in the field. Its modularity allows for field upgrades to support new testing requirements. Standard Ethernet, USB and serial connections offer flexibility to easily download software and offload captured test data.

Easily configurable, the HST-3000 can be used by different technicians with different responsibilities to perform a wide number of tests. The HST-3000 is easily upgradeable with technologies and advanced options that support the changing needs of service installers.



**Service Interface  
Module (SIM)**

*Flexible, modular platform  
makes technology upgrades  
or hardware changes easy*



*HST-3000 Handheld Services Tester  
Actual Size: 9.5 x 4.5 x 2.75 in  
Weight: 2.7 lb with battery*

## Technical Specifications

### Interfaces

DS3 (Single Tx/Dual Rx)	BNC
DS1 (Dual Tx/Rx)	Bantam Jacks
10/100 BT Ethernet jack	8-pin modular
Serial port	DB9 female via cable (DCE)
USB Host	

USB Device

### DS3 Specifications

Operating Modes	Terminate and Monitor
Receiver (Input) Specifications	
Frequency	44,736Mbps + 300 ppm
Impedance	Nominal 75 Ohms at 22MHz (unbalanced to ground)

### Range

TERM: 0 to 12 dB cable loss at 22 MHz  
DSXMON: -20dB loss plus 0 to 9 dB of  
cable loss from high signal of 22 MHz

### Jitter Tolerance

Transmitter (Output) Specifications	
Frequency	44,736 Mbps + 50 ppm
Impedance	Nominal 75 Ohms unbalanced to ground

Timing	Internal Clock Recovered (from network) Clock
--------	--

Pulse (High)	Nominal 1.2Vp
--------------	---------------

Pulse (DSX)	Nominal 0.6 Vp
-------------	----------------

Pulse (Low)	Nominal 0.3 Vp with 75 Ohms
-------------	-----------------------------

Pulse Shape	Per T1.102 (1993) & ITU-T G.703
-------------	---------------------------------

Output Jitter	Per T1.102 (1993)
---------------	-------------------

Tests	BERT, Monitor
-------	---------------

Framing	Auto, Unframed, M13, C-bit
---------	----------------------------

Line Coding	B3ZS
-------------	------

Error/Alarm Types	Logic, BPV, Parity, Frame, AIS, RAI
-------------------	--

Loopback Codes	NIU, CSU, HDLSL, MSS, user defined and repeater
----------------	--

FEAC Loop Codes	NIU, DS3 line, DS1 line
-----------------	-------------------------

### Frequency & Level Measurements

Frequency	Range: 44,736 + 350 ppm Accuracy: + 3ppm, + 1ppm/year Resolution: 4 Hz
-----------	--

Level Vp	Range: 0.0 V to 1.99 V Accuracy: (+ .02V/+ 10%) Resolution: 0.01 V
----------	--

### DS1 Specifications

Operating Modes	Terminate, Monitor, Drop & Insert, Loopback, (Full T1 and Fractional)
-----------------	--

Framing	Unframed, D4/SF, ESF
---------	----------------------

Line Coding	AMI, B8ZS
-------------	-----------

Input Impedance	BRIDGE > 1000 Ohms TERM 100 Ohms + 5% DSX-MON 100 Ohms + 5%
-----------------	---

Receive Level	BRIDGE 0 to -20.0 dBdsx TERM + 6 to -35.0 dBdsx DSX-MON +6 to -24.0 dBdsx
---------------	---

Timing Sources	Internal Clock Recovered (from network) Clock
----------------	--

Line Build Out Level	0, 7.5, 15.0, and 22.5 dB of cable loss at 722 kHz
----------------------	---

Error Insertion	Logic, BPV, Frame
-----------------	-------------------

### Physical specifications

Size (H x W x D)	9.5 x 4.5 x 2.75 in
------------------	---------------------

Weight	2.7 lb with battery
--------	---------------------

Operating temperature	22°F to 122°F
-----------------------	---------------

Storage temperature	-40°F to 150°F
---------------------	----------------

Battery life	10 hrs. typical usage
--------------	-----------------------

Charging time	7 hours from full discharge to full charge
---------------	---

Operating humidity	10% to 80% relative humidity
--------------------	---------------------------------

Storage humidity	10% to 95% relative humidity
------------------	---------------------------------

Display	1/4 VGA monochrome transfective, 3.8-in diagonal (readable in direct sunlight)
---------	---

### General

Ruggedness	Survives 3-ft drop to concrete on all sides
------------	--

Water-resistance	Splashproof: may be used in heavy rain
------------------	---

Language	English
----------	---------

Keypad	Typical 12-button keyboard
--------	----------------------------

## Ordering information

### Base units

HST-3000C	HST-3000C base with copper testing Requires the purchase of a SIM – see separate listing for HST3000-CAR or HST3000-CU (Ethernet and serial ports included)
HST-3000	HST-3000 base without copper testing Requires the purchase of a SIM – see separate listing for HST-3000-CAR or HST-3000-AR (Ethernet and serial ports included)

### SIMS (Modules)

DDS SIM	
HST-3000-4WLL	Dual T/R/G interface for copper testing and 4 wire local loop interface and T1 DDS software option
HST-3000-T1	Dual Tx/Rx bantam T1 interface and T1 software option
HST-3000-CT1	Dual T/R/G interface for copper Testing and Dual Tx/Rx bantam T1 Interface and T1 software option
HST-3000-T3	Dual Tx/Rx bantam T1 interface, and dual Rx, single Tx BNC DS3 interface and DS3 software option
HST-3000-BRI	U-MON and U Interface with To LT and To NT and ISDN BRI software option

### Software options

HST3000-TDR	TDR software option
HST3000-RFA	RFA/RFL software option
HST3000-WBTones	WB tones/TIMS software option
HST3000-VT100	VT100 option (Includes cable and software option)
HST3000-Script	Scripted testing software option
HST3000S-Web	Web browser software option
HST3000-PCMSIG	VF (PCM) signaling soft- ware option
HST3000-PCMTIMS	VF (PCM) TIMS software option
HST3000-T1DDS	T1 DDS software option
HST3000-PRI	ISDN PRI software option

### Accessories

Test leads	POTS - 5 ft. banana plugs to alligator clips, T1 - bantam to bantam, bantam to 310 Weco
Charger Adapter	AC/DC battery charger/adaptor 120 VAC (50/60 Hz) input; 12 VDC (1 A) output
Soft Cover	Form fitting nylon glove for test set and leads
Carrying Case	Heavy duty, nylon case for test set, extra SIMs, accessories and cables
Battery	Lithium ion
41084	T1 repeater power supply
43141	repeater power supply multiplexer
44116	HDSL doubler power supply
44527	HDSL remote access shelf Repeater extender

## Acterna Advantage<sup>SM</sup> – adding value with global services and solutions

From basic instrument support for your field technicians to management of complex, company-wide initiatives, Acterna's service professionals are committed to helping you maximize your return on investment. Whatever your needs – product support, system management, education solutions, tailored test & measurement solutions or refurbished equipment – we offer programs that will give you the competitive edge. To learn more about how Acterna can help your business be more successful, visit the services section on your local web page at <http://www.acterna.com/>.

Acterna is the world's largest provider of communications test solutions for telecommunications and cable network operators. A trusted communications test partner for more than eight decades, Acterna offers an unmatched portfolio of award-winning instruments, systems, software and services that help its customers reduce network costs while improving performance and reliability. Headquartered in Germantown, Maryland, USA – with European and Asia-Pacific operations based in Eningen, Germany and Hong Kong – Acterna serves nearly every major communications service provider and equipment manufacturer around the world through a skilled sales and support organization in 31 countries.

### Worldwide Headquarters

One Milestone Center Court  
Germantown, Maryland  
20876-7100  
USA

Acterna is present in more  
than 80 countries. To find  
your local sales office go to:  
[www.acterna.com](http://www.acterna.com)

### Regional Sales Headquarters

**North America**  
One Milestone Center Court  
Germantown, Maryland  
20876-7100  
USA  
Toll Free: 1 866 ACTERNA  
Toll Free: 1 866 228 3762  
Tel: +1301 353 1560x2850  
Fax: +1301 353 9216

**Latin America**  
Acterna do Brasil Ltda.  
Av. Eng. Luis Carlos Berrini  
936 9th Floor  
04571-000 São Paulo  
SP-Brazil  
Tel: +55 11 5503 3800  
Fax: +55 11 5505 1598

**Asia Pacific**  
Acterna Hong Kong Ltd.  
Room 902, 9th Floor  
Bank of East Asia  
Harbour View Centre  
56 Gloucester Road  
Wanchai, Hong Kong  
Tel: +852 2892 0990  
Fax: +852 2892 0770

**Western Europe**  
Arbachtalstrasse 6  
72800 Eningen u.A.  
Germany  
Tel: +49 7121 86 2222  
Fax: +49 7121 86 1222

**Eastern Europe,  
Middle East & Africa**  
Elisabethstrasse 36  
2500 Baden  
Austria  
Tel: +43 2252 85 521 0  
Fax: +43 2252 80 727

1st Neopalimovskiy Per.  
15/7 (4th floor)  
RF 119121 Moscow  
Russia  
Tel: +7 095 248 2508  
Fax: +7 095 248 4189

© Copyright 2003  
Acterna, LLC.  
All rights reserved.

Acterna, Communications  
Test and Management  
Solutions, and its logo are  
trademarks of Acterna,  
LLC. All other trademarks  
and registered trademarks  
are the property of their  
respective owners. Major  
Acterna operations sites  
are ISO 9001 registered.

Note: Specifications,  
terms and conditions  
are subject to change  
without notice.